



PensionPro web

Reference Guide: Supported Web Browsers

Overview

The purpose of this reference guide is to assist users in identifying the version of web browser used when working with PensionPro Web or any related tooling sites.

Table of Contents

Supported Browsers	3
Identify the Version of My Web Browser	3
Microsoft Edge	3
Google Chrome	5
Firefox	7
Safari	9

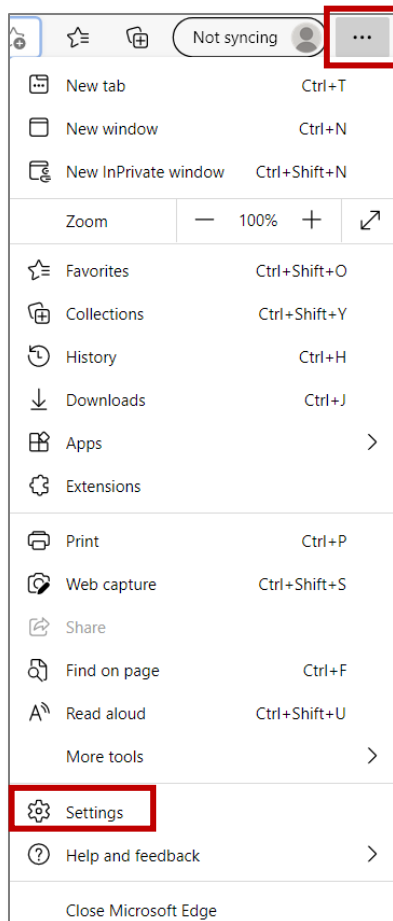
Supported Browsers

PensionPro officially supports the latest versions of the following browsers: Microsoft Edge, Google Chrome, Firefox, and Safari. If you are experiencing any issues within PensionPro Web or any related tooling sites, it is important to first verify you are using one of the current supported browsers. The next step is to verify the browser being used is up to date with the most recent version number. For instructions on how to locate the version of your web browser, navigate to the appropriate browser name below.

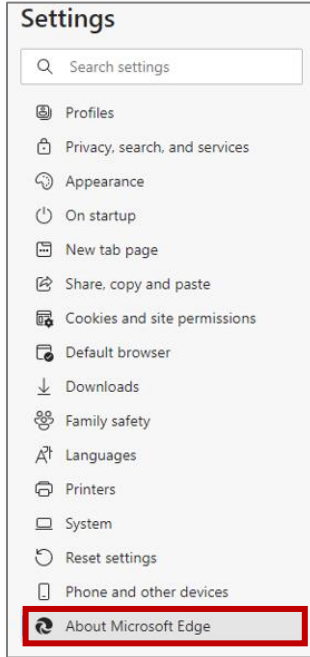
Identify the Version of My Web Browser

Microsoft Edge

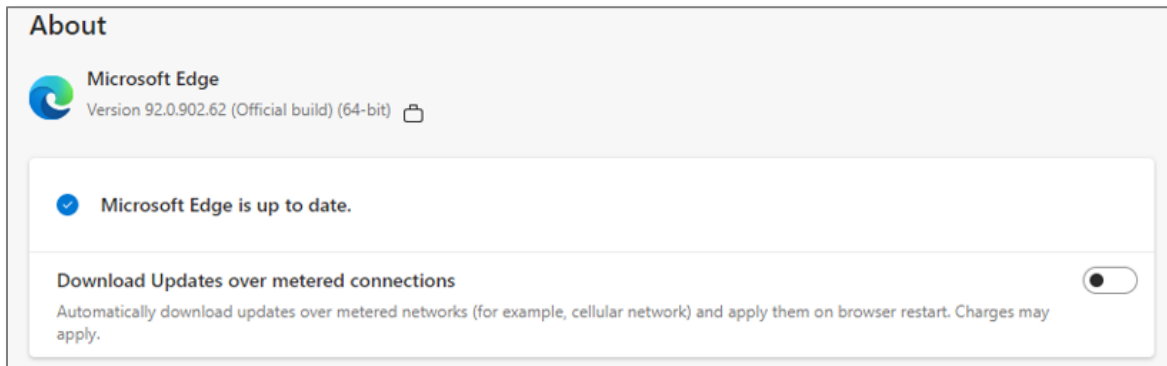
1. Open Microsoft Edge.



2. In the upper right corner, click the **Menu** icon.
3. In the menu that displays, select **Settings**.



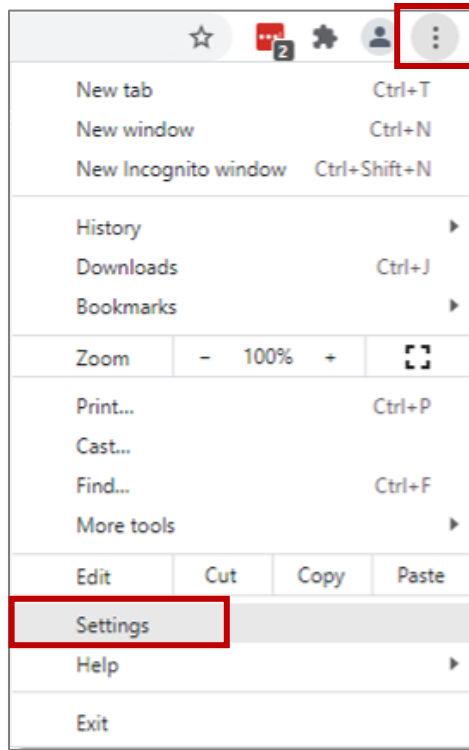
4. Select **About Microsoft Edge**.



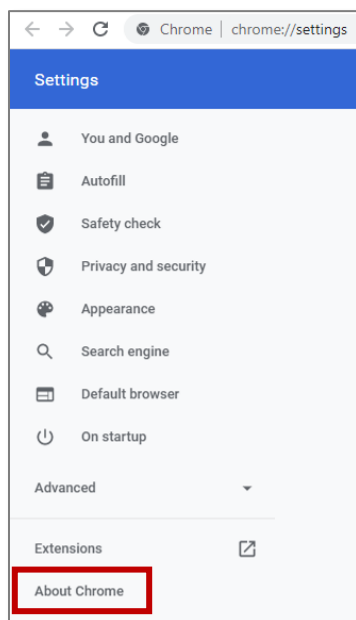
5. View the browser version in the About window.

Google Chrome

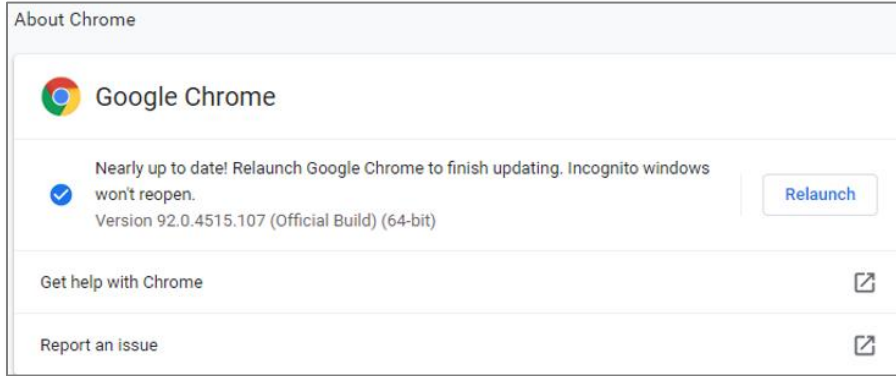
1. Open Google Chrome.



2. In the upper right corner, click the **Menu** icon.
3. In the menu that displays, select **Settings**.



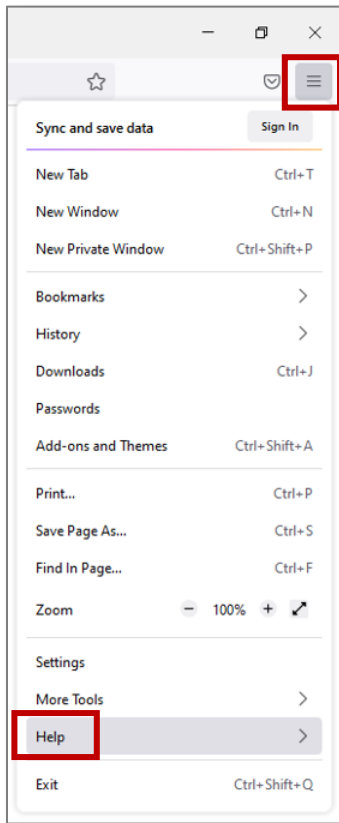
4. Select **About Chrome**.



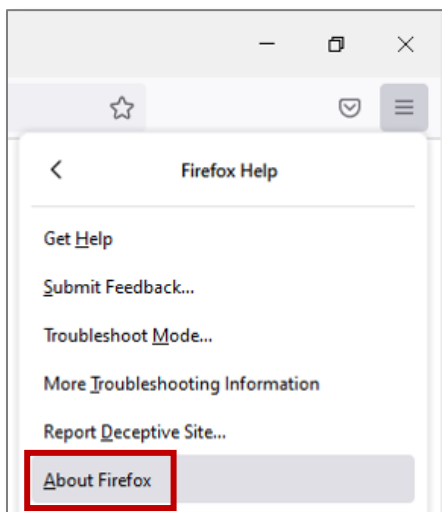
5. View the browser version in the About Chrome window.

Firefox

1. Open Firefox.



2. In the upper right corner, click the **Menu** icon.
3. In the menu that displays, select **Help**.



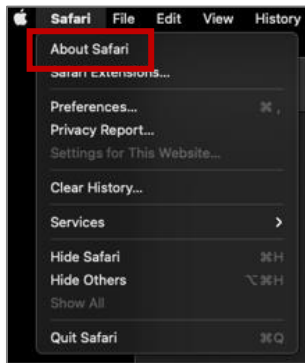
4. Select **About Firefox** from the bottom of the list.



5. View the browser information in the About Mozilla Firefox window.

Safari

1. Open Safari.



2. Click **Safari** from the menu bar.
3. Select **About Safari**.



4. View the browser version in the About Safari window.